



**KING EDWARD VI
HANDSWORTH WOOD
GIRLS' ACADEMY**

Educational excellence for our City

HOW CAN PARENTS MAKE A DIFFERENCE?



HOW CAN PARENTS MAKE A DIFFERENCE?



Parental support is 8 times more important in determining a child's academic success than social class. The Campaign for Learning found that parental involvement in a child's education can mean the difference between an 9 and an 'also-ran' at GCSE.

The good news is that you don't need to be an expert in any of the subjects your child chooses to make a real difference. You also don't need to give up your life and other responsibilities – you just need to know how best to spend the time you do have.

One of the hardest demands on students is understanding the long-term importance of doing the best they can also, learning to shelve short-term fun at times in the interest of long-term benefits (not easy even for adults).

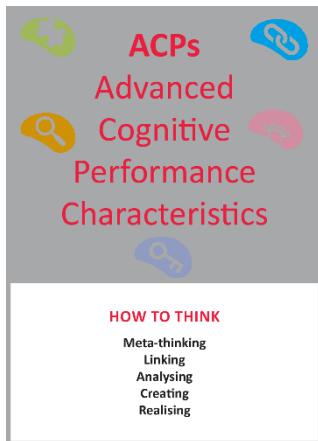
Children will also differ in their levels of maturity, their ability to take responsibility for their learning, organisational skills and levels of motivation.

This is where parents come into the situation. Your support, encouragement and interest can make a spectacular difference to your child's motivation and ability to cope with the academic and organisational demands of the exam period.

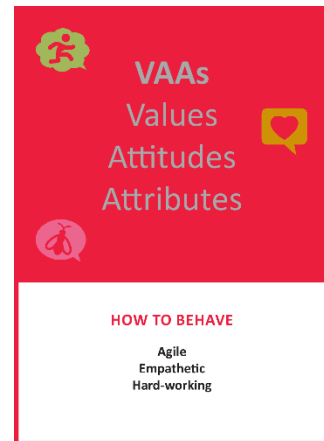
Agree the balance between work and social life and stick to the agreement. Again, flexibility is the key – if a special night comes up, agree that they can make up the work at a specified time.

All students fall behind, feel demotivated or overwhelmed, struggle with the balance of social work and school demands at times. When your child feels like this, berating and threatening them will have a negative effect. Talk to them about the issues, acknowledge their feelings and adopt a sensible attitude in wanting to find a solution.

Be flexible – use the 80/20 rule. If your child is sticking to what they are supposed to be doing 80% of the time, they will be doing alright. If your child asks for your support, encourage them by helping them to see the difficulties in perspective. Teenagers often take an all or nothing 'catastrophic' approach to difficulties – "I've messed up this essay, I might as well give up."
If in doubt, please contact the Academy, speak to the teachers, together we can make your daughter's future bright.



High Performance Learning



High Performance Learning focuses on helping to create the optimal conditions for individuals to reach success.

Your support and influence plays a vital role at all stages of education and the learning process.

You can help to promote learning and create a context in which your daughter can engage positively with teachers and with their peers.

We all benefit from developing positive partnerships so that students feel that the school and the home are working together to support them.

Top Tips for Parent

- Expect your child to have the ability to achieve highly and show them that you have confidence in them
- Praise your child for their efforts because this encourages a 'growth' mindset. So 'well done for having a go or sticking at that' or 'you are so much better at that than you used to be' or 'do you remember when you could only...', etc
- Encourage curiosity
- Help your child develop empathy
- Talk and read with your child and help them connect up ideas
- Give them responsibility and don't worry if they make mistakes
- Establish a regular time to talk – on the way to school, at mealtimes, etc.
- Show that you like learning as well



English

1. Encourage your daughter to read a wide range of fiction and non-fiction texts. Be sure to talk with your daughter about what she is reading.
2. Know the exam syllabus that your daughter is studying. She will be entered for GCSE qualifications in English Language (AQA 8700) and English Literature (AQA 8702). If you purchase a revision guide for her, you should ideally choose an up to date one that is AQA endorsed.
3. Look inside your daughter's English exercise book/work submitted on Microsoft Teams. Is she responding to the feedback she receives about her work to make progress? Help her to act upon her targets. Encourage her to ask her teacher if she is unsure of how to move forward.
4. Make sure that she spends adequate time and effort on home study.
5. Encourage your daughter to start revision early and attend extra study support sessions.

Useful websites

<https://www.bbc.co.uk/bitesize/levels/z98jmp3>

<https://www.gcsepod.com/>

<https://www.educake.co.uk/my-educake>

<https://massolit.io/>

English Literature past papers:

<https://www.aqa.org.uk/subjects/english/gcse/english-literature-8702/assessment-resources>

English Language past papers:

<https://www.aqa.org.uk/subjects/english/gcse/english-language-8700/assessment-resources>



Mathematics



Work must start now in order that your daughter achieves their target grade.

They will need to do the following:

Complete all home study set on time, especially the exam papers which will be set on a regular basis throughout the year.

Ensure that she has enough time after-school to complete all homestudy tasks.

It is very important that she is given the opportunity to focus and concentrate on these tasks without disruption so that she can give them her all.

Websites - In addition to homestudy set on Hegarty Maths & Educake, she can use websites such as those below which will aid their revision

Corbettmaths

Videos, worksheets, 5-a-day and much more

<https://corbettmaths.com/>

All topics are covered with videos and practice questions. In addition students will be given 5-a-day questions to complete every day in class and for homestudy in a monthly booklet. Please ensure that these are completed.

1. **Essential items**

- Full equipment for every lesson which includes pen, pencil, ruler, rubber, calculator and protractor.
- Revision guide – which can be purchased from the Mathematics department at reduced prices (£5 for CGP guide and workbook)

2. **Ask your daughter what she needs to do to improve.** If you can help her with these topics, please do. If not, please prompt her to seek support from her teacher. After each mock exam every pupil will be able to see their question analysis sheet which will show areas of strength and weakness. Strengths need to be seen but weaknesses worked on to improve for next time.

3. **Most importantly though ask to look at her mathematics book.** Is she showing all of her working out and is there good presentation? Look at the teacher feedback and make sure that it has been acted on. Also use it for revision as it will have worked examples of each topic and questions that she can cover, complete and check the answers. She will work harder in lessons knowing that you are interested in her book!

SCIENCE



1. Ensure you and your daughter have access to the AQA website and the Science Trilogy Specification.
2. Ensure that when revising and preparing for any examination your daughter focusses on the Required Practicals as they are worth 15% of each examination paper.
3. Get your daughter to tell you all the key terminology of science and explain each word to you, including all the words required during an investigation (See Science Firefly page)
4. Try to get you daughter to talk about what she has learnt in class, not just facts but skills. For example how did she carry out the investigation, what equipment did she use. Why did she do that?
5. Encourage her to watch television programmes which have a science base, such as Horizon, Autumn Watch and Spring Watch or Blue Planet and use this to question her understanding of the facts.
6. Emphasise the importance of science in all aspects of life, a visit to local discovery centre such as Thinktank will stimulate more interest, even a visit to the local park, for example Handsworth or Sandwell Country Park or even a Zoo. Whilst visiting these places get your daughter to read the signs and explain to you what is happening.
7. Monitor the work in her book. Is it something you would be proud of? Has she spent 30 minutes at least on the home study task?
8. Subject knowledge is the key to success - Has she got access to the internet so she can use this to help her studies?

History



1. Enrich your daughter's learning; Visit as many historical sites as you can e.g. the back-to-back houses in Birmingham City Centre, The Roman Baths in Bath and Edward Jenner's house in Gloucester. Many museums have increased their online presence in response to the pandemic. Four of the best can be found at the following links: <https://www.britishmuseum.org> and <https://www.womenshistory.org/womens-history/online-exhibits> and <https://www.annefrank.org/en/museum/web-and-digital/> and <https://nmaahc.si.edu/explore/collection>
2. Encourage her to read, read and read some more. Reading will not only enhance her subject knowledge but her SPAG too, there are up to 4 additional marks for SPAG on her exam
3. Time management; it is really important that your daughter learns to manage her time from the very beginning from being able to answer exam questions in the given time to revising and doing homework
4. Encourage her to be an independent learner; be confident enough to tell the teacher if there is anything from the lesson that she doesn't understand, take a look at her notes and encourage her to try to do some extra work around it to try and help her with the understanding of the topic.
5. Online resources; There are a wide variety of online learning tools available to our students including the full range of online textbooks, revision guides, knowledge organisers and subject knowledge quizzes that have been made available on Microsoft Teams. GCSE Pod offers teaching and low stakes assessment opportunities for each of our GCSE topics, find these at the following link: <https://members.gcsepod.com/shared/playlists/playlist/99691/60172>
6. Ensure that she is using the support available to her; there is a curriculum support session that runs every Tuesday after school, make sure she sees her teachers if she need their help, use siblings or family remembers that have studied the topic, the exam board might not be the same but the course content will help her.

Resources and model answers are updated regularly on Teams and Firefly. In order to support your daughter's learning please ensure that your daughter has access to these.

Geography

1. Talk to your daughter about what she has been learning in Geography and discuss the topics she has been learning in class – This will help her go over things and talk about discover what her strengths and development points are.
2. Encourage your daughter to read newspaper, magazines and watch the news. Geography is one of the most topical subjects, there is always something going on in the world we can find out about!
3. Get in contact with your daughter's Geography teacher if there is anything you would like to discuss. We, as a department want to hear from you and we are always happy to help!
4. Look at your daughter's exercise book, praise her for the outstanding work she has completed, and push her when she hasn't worked to the best of her ability. When working together we can ensure that your daughter succeeds in Geography and makes us all proud!
5. Visit the Geography KS4 TEAMS page. Here you will find every lesson, every resource and every video that we will use throughout the GCSE course. They're broken into topics to allow easy revision. You will also find exemplar work in the "WAGOLL" folder, in addition to outstanding revision mind maps which will come in handy! It's all on there!
6. You can also use the resources which are available on GCSE Pod and SENECA Learning.



Religious Studies

1. Ask your daughter what she has been doing in class. This will help her to recall the topic and issues being discussed in lessons.
2. Ask to see her classwork and see how she is doing in RS-read her feedback and see if she makes changes to her work in green.
3. Watch the news regularly and documentaries around the topics we have covered-Beliefs and teachings- Christianity and Islam
4. Encourage her to complete all her work to a high standard and learn religious keywords which will help with the understanding of each topic covered.
5. Read newspapers and be aware of current affairs, these issues that will help her reflect and evaluate her own responses to issues raised.



French

1. Ask to see your daughter's Home Study GCSE French question booklet. These are questions she could be asked in her GCSE speaking exam so

it's really important that she is filling in answers and learning and re-learning them throughout the year!

2. Test your daughter on her vocabulary as regularly as you can. She should be aiming to learn 5-10 new words every week. Having someone to interact with when trying to learn new words is really helpful and helps the words 'sink in' much better than if they are just looking at them on a piece of paper!
3. Encourage your daughter to go make use of online learning platforms such as GCSE Pod, Seneca, Duolingo and This is Language to improve her language skills.
4. Encourage your daughter to study her French CGP revision guide and workbook whenever she has a few spare moments. If she does not yet have these resources, they can be purchased through ParentPay for £2.50 each.
5. If you have satellite or cable TV such as Sky or Virgin, encourage your daughter to watch French speaking channels such as TV5, France 24 and Euronews. Although they won't understand them fully, listening to French speakers regularly will help their listening and speaking skills



Drama



1. Ask your daughter what she has been doing in class. By showing an interest, she will talk about what she loves and make sure what she has learnt 'sticks'. Also, it's something lovely to talk about as a family at dinner.

2. Ask to see her perform for you or the family. This will build confidence, which is important in any job, and a very important quality in Drama. Maybe help her learn her lines or ask to see an extract. Get involved and give your feedback.
3. Take her to the theatre or come and see her perform. Encourage her to attend extra study support sessions or get involved with clubs and trips. Show and tell her how proud you are of her.
4. Encourage her to give it her all, both practically and academically. Make sure she does her homework and does it well. The harder she works, the better she will do.
5. The staff in the drama department are always here to help and you can contact us at any time to discuss your daughter's progress.
6. Both your daughter and you can access lots of study support information for the GCSE Drama on firefly at: <https://hwga.fireflycloud.net/performing-arts-and-sports/drama/ks4>

AQA GCSE PE

- Encourage your daughter to attend as many extra-curricular sports clubs the academy offers to boost confidence and skill set.
- Try to get them to join as many school sports teams as they can so they can compete at a high level.
- Take them to live sports matches/ games as it is an interest of theirs.
- Watch them play sport where possible and be supportive even if results don't go their way.
- Look on Firefly under the GCSE PE section in Performing Arts. Here you will find mini topic tests to help with revision for the 2 main exams plus a skill breakdown of all 3 of the chosen sports activities with videos!

- Use the AQA GCSE PE book for the most accurate information and use the practice questions to test your knowledge and understanding.
- Watch GCSE pods and complete the questions set to check understanding.
- Use Seneca for revision purposes and/or if there is a topic that needs revisiting
- Use BBC Bitesize for more content and mini tests to check to see if knowledge can be applied correctly to answer the questions
- Use Teams for a bank of resources including lesson plans, knowledge organisers, relevant exam questions and extra coursework help.
- Email the PE staff directly for help and support if needed.
- Come and visit the department anytime or just pick up the phone and call. We want the best for your daughter just like you do so we are happy to help



Music



- 1) Encourage them to take up and instruments and keep practicing.
- 2) Support what they love. Drawing, sport and playing an instrument etc. is work, just work they enjoy doing. It is what will set them apart on their CV.
- 3) Take them to musical events - The more the better.
- 4) Ask your child about what they are doing in their lesson.
- 5) Be there for them when they fail. Success is buried in the garden of failure.

<https://hwga.fireflycloud.net/performing-arts-and-sports/music/key-stage-4>

ART



- 1) Take an interest in your daughter's artwork, ask to see her sketchbook and discuss what topics she is looking at in lessons / methods / techniques used.
- 2) Check her home study tasks and make sure they are completed to a high quality using appropriate media / resources. You don't need to be art-trained to appreciate quality/skilled work!
- 3) Visit galleries and museums in and around Birmingham (London has some fabulous ones if you ever get the chance) with your daughter – exposure to professional artwork can be used to enhance her portfolio.
- 4) Encourage the use of photography when your daughter is collecting primary sources – you won't need an expensive camera or anything like that; a smartphone camera can capture some good quality images that will be used to develop her portfolio.
- 5) Provide an area for her to work on her artwork at home; she may need to spread out a bit and have access to some basic art equipment such as water colour / acrylic paints, good quality pencil crayons etc. You can purchase these from a variety of places such as The Works, The Range, WHSmiths, CASS Art.

Child Development

1. Encourage your daughter to make links between their child development teaching and their own childhood – At what age did they achieve key milestones of development? Were there any factors which affected them achieving typical growth and development?
2. Discuss your experiences of raising children with your daughter, in particular any toys or activities you have provided for children of different ages; childhood illnesses and the effects of these on the child; children who have required additional support for their learning and development.
3. Assist your daughter with research on normative milestones of development, age appropriate toys and activities, and individual circumstances which may impact on children's growth and development and require them to need additional support
4. Encourage your daughter to proof read their home study and coursework for spelling and grammatical errors.

5. Check your daughter's child development page on TEAMS for all home learning set, including assessed coursework; and play a role in motivating your daughter to completing these to the best of her ability, and by the deadline set.



Health and Social Care



1. Be interested in what your daughter has been doing at school in Health and Social Care and discuss the things that went well and also the things which she has problems with and finds difficult. Be positive and encouraging in your discussions.
2. Try to expand / broaden your child's interest and see connections with things they can relate to, people they know and wider national and international issues.
3. Keep up to date with items in the news that relate to health and social care. There is always something in the news about the health service, the NHS, old people, disabled people, social care, mental health, funding of the health and social care services, doctors, the crisis of funding, waiting in corridors, obesity epidemic in the UK, healthy diets, diabetes, heart attack,

cancer, euthanasia, care of the elderly, emergency services, genetic diseases, people's life experiences and factors that affect their health, retirement, having children, accidents, illness, depression, medicines etc.

4. There are many moral issues relating to health and social care. Encourage discussion, debate and analysis of the arguments for and against, research and the importance of facts to back up a case. Talk about the dilemmas that real people face and how they can be resolved. Should euthanasia be allowed? Should people be allowed to end their own life if the quality of life is so bad and the suffering too great to stand? Should expensive treatments be funded by the NHS? Should the NHS be funded better? Should we pay more taxes to pay for care of the sick, disabled and mentally ill? Should there be proper labelling of food so we know what we eat? Should sugar and salt in processed foods be reduced? Should the NHS be privatised? Should nurses be paid more? Are nurses and doctors overworked? Is abuse a real problem in care homes for the elderly? Should old people be looked after or encouraged to remain independent? Should people be refused treatment if they are over-weight or smokers? Do carers care? Do carers treat people without discrimination, with dignity, respect and fairly, regardless of their age, colour, religion, gender, sexuality, disability, race, beliefs etc.? Should big profits be made from making medicines, providing health care, providing social care?
5. Show an interest in your daughter's class work and home study. Help where you can and provide the space and environment where she can work quietly on her own when needed.
6. Encourage reading and research as students can improve their understanding by investigating topics further at home. If they are interested in something then they will work harder and can often become real experts. They may even think about further and higher education and even a career if a subject really sparks their imagination and interest.
7. Try to foster a good attitude towards school work, home study and life. Encourage quality and pride in your daughter's work. Encourage good use of English and clarity in the written and spoken words.
8. However well your child does – we are not all geniuses – be positive and encouraging. There are always solutions and alternatives to all seemingly insurmountable problems.

For further information please access the following sites:

<https://qualifications.pearson.com/en/qualifications/btec-tech-awards/health-and-social-care.html>

<https://hwga.fireflycloud.net/social-sciences/health-and-social-care/ks4/btec-l2-tech-award-in-health-and-social-care>

Computer Science and CiDA



1. Encourage your daughter to access: <http://www.teach-ict.com> There are numerous resources to assist your daughter's preparation for the written exam. This website provides content specific to OCR Computer Science exam units.
2. All pupils should use their revision guides and workbooks to practice exam style questions. These can be purchased from school from the finance department. Pupils should be encouraged to answer questions. Check your child understands, by reviewing answers to questions. (Answers to questions are at the back of the book)
3. Encourage your daughter to use OCR GCSE Computer Science textbook. Test their knowledge.
4. Ask your daughter to use GCSE bitesize to assist in revision for CiDA and Computer Science.
5. Encourage your child to follow online tutorials demonstrating how to create websites using dreamweaver.
<https://helpx.adobe.com/uk/dreamweaver/how-to/make-website-pt1-site-setup.html>
6. Encourage your child to read through resources on firefly
<https://hwga.fireflycloud.net/communications/computer-science/ks4>

Business Studies

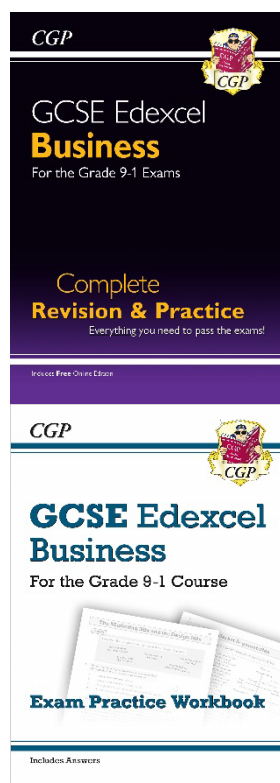
- 1) Allow opportunities for your daughter to speak to family and friends who have Businesses and have discussions around how they set up their business and the day to day life of running a business.
- 2) Encourage your daughters to visit as many businesses so that they can see real-life businesses in action
- 3) Watch business related documentaries and films with your daughter and have business related discussions around the film. There is a list of recommended films, documentaries and podcasts available on Firefly - [Business related - Films/Documentaries/Quizzes/Podcasts & Reading — Handsworth Wood Girls' Academy \(fireflycloud.net\)](#)
- 4) Encourage your daughter to read newspaper, magazines and watch the Business news. Business & Economy is one of the most topical subjects, there is always something going on in the world we can find out about! BBC News Business and Financial times apps are available to download on mobile phone and Ipads
- 5) Ask your daughter what they have been learning in Business and ask her to show examples of her work. Use this to form the basis for a business-


related discussions and draw upon your own experiences e.g your best/worst customer service experiences, favourite entrepreneurs etc


- 6) There are many resources available on Microsoft Teams and Firefly, these resources include – All theory powerpoints, quizzes, knowledge organisers, useful videos and reading. Please encourage students to view lesson material before and after lessons and use the resources to support with learning at home.
- 7) Revision guides are available to purchase from the academy finance office at a discounted price. We recommend the Revision guides below:

GCSE Business Edexcel Complete Revision and Practice - Grade 9-1 Course (ISBN- 10 1789080894) [GCSE Business Edexcel Complete Revision and Practice - Grade 9-1 Course \(with Online Edition\): ideal for catch-up, assessments and exams in 2021 and 2022 \(CGP GCSE Business 9-1 Revision\): Amazon.co.uk: CGP Books, CGP Books: 9781789080896: Books](#)

GCSE Business Edexcel Exam Practice Workbook - for the Grade 9-1 Course (ISBN-10 1782946934) [GCSE Business Edexcel Exam Practice Workbook - for the Grade 9-1 Course \(includes Answers\): perfect for catch-up, assessments and exams in 2021 and 2022 \(CGP GCSE Business 9-1 Revision\): Amazon.co.uk: CGP Books, CGP Books: 9781782946939: Books](#)



- 8) There are many useful revision resources available online:
 - Bizconsesh - https://www.youtube.com/watch?v=FTG_I2CA6P8&list=PLf6kR48ysSvMBB_QFbh_skY6MVTAOZzUs
 - BeeBusinessBee – <https://www.youtube.com/user/beebusinessbee>
 - Two Teachers – <https://www.youtube.com/channel/UCnVHZKYx1vWVnhRjJqJbNdQ>
 - Tutor2u – 
<https://www.youtube.com/channel/UCe83jLdZ3PuqVwAHe6B3U2A>
 - Taking the Biz – <https://www.youtube.com/channel/UCIJ4pk3uzyWoeoBkGs0hxQ>
- 9) All students have been provided with a blue GCSE Business knowledge book and calculation book, please ask students to complete these books in their spare time



Psychology

Encourage your daughter to watch TED talks and other useful websites. Please look at the websites suggested on the Academy's webpage under Psychology for useful documentaries and the AQA website.

Discuss with you daughter the different topics she is studying in Psychology and offer her different opinions. Some topics may be sensitive and she may want to discuss these first with you and then after in the classroom.

Please check her home study that it is written in her planner, and that she has adequate time to complete it. Read it through with her and discuss the main points.

Encourage her to question research and read the newspapers and Psychology magazines, I have a small library if she wishes to borrow any subject specific books, these will help her develop a rounded approach to her subject and allow her to access the higher marks available in the examination.

The electronic copy link for the text book is listed on the firefly psychology page and your daughter has been given the password. Firefly has a list of resources for revision, independent research, wider reading, useful websites and class activities such as power points. <https://hwga.fireflycloud.net/social-sciences/psychology-1>

Please do not hesitate to contact me if you have any questions or your daughter has any concerns.



Sociology



1. Show an interest in what your daughter has been doing at school – for example what she has been doing in class and what she has to do for homework; the things she likes and those things she doesn't like. By showing an interest, she will talk about what she loves and it will help to make sure what she has learnt 'sticks'! Students who do best are those that enjoy their work and see connections and relevance in their own lives, do wider reading, and talk about what they are doing. Studying doesn't stop at the school gates.
2. Give help where it is required. By discussing any difficulties your daughter has it may be possible to help overcome them. Very often a good listener can pick up on points and see things from a different point of view.
3. Provide a good environment for learning, research and study at home (Home Study). Sometimes it is difficult for students to get homework / research / reading done as they are not able to find a quiet, private space or maybe they just haven't got into the routine of working at home without the T.V. on or other distractions. Try to encourage a good routine – time and space set aside for home study.
4. Encourage your daughter to develop good language skills. Students who do best have legible writing, use good spelling, sentences, paragraphs, capital letters and punctuation correctly. Also encourage good spoken language. It's good for students to be able to speak clearly and confidently and to know when not to use slang, colloquialisms and bad language.

5. Encourage your daughter to take pride in what she does. The best students are organised and their work is neat with titles and dates underlined, keywords highlighted; the work is well-set out and -spaced on the page. It's easier to read back and easier to revise from when the time comes to prepare for exams.
6. Keep up to Date with Current Affairs – interesting items on the news / politics / things that are happening in the city / country / world / events etc. Discuss these things, participate and help your daughter develop confidence in discussion and help her develop a point of view which she can back up with argument / points of relevance.

For further information please access the following sites:

<http://www.aqa.org.uk/subjects/sociology/gcse/sociology-8192>

<https://hwga.fireflycloud.net/social-sciences/sociology/ks4/>

*****It would also be beneficial to but the Collins AQA GCSE All-in-One Revision and Practice book. The retail price is £10.99 but it can be purchased from the academy for £4.00.***

Technology



1. Ensure your daughter understands what part of the controlled assessment she is undertaking. Talk to her about what she has been advised to do on her controlled assessment and help her to action these points.
2. When your daughter is required to manufacture all or part of their controlled assessment you can assist them by asking them or getting them to write down the stages of manufacturing.
3. Your daughter will need to evaluate all parts of their controlled assessment. They will need to suggest modifications on they could be improved. Many students suffer with this as they find it difficult to see past the obvious. You can really help them by suggesting possible improvements from your point of view.
4. As well as controlled assessment your daughter will need to complete a written exam. You can initially help them by ensuring they know when their exam is. Secondly you can make sure they have the correct revision guide for their exam.
5. So, it's the morning before their exam, they may have other subject exams on the same day. It can be very difficult for a young person to know to manage their time efficiently. It would help your daughter greatly if you could help them divide their time up. Ensure they revise the correct subjects and give enough time to each.

Food Preparation and Nutrition

1. Encourage your daughter to watch or read any news stories or developments in the food and the food industry
2. Encourage your daughter to help with preparing meals at home.
3. Help your daughter to be organised by reminding her to bring food ingredients and a suitable storage container for her practical lessons.
4. Although your daughter isn't allowed to bring home her controlled assessment folder she can bring home her draft version. Look at it and give your personal opinion. Ask her why? Why has she chosen that menu/recipe? This will help her think about her choices.
5. Encourage your daughter to research recipes useful websites:
www.bbcgoodfood.com
www.britishnutritionfoundation
www.Allrecipes.co.uk
6. Make sure that she spends adequate time and effort on home study.
7. Encourage your daughter to start revision early and attend extra study support sessions.



Design & Technology

1. Encourage your daughter to read a wide range articles about what is happening to technology in the current world.
2. Help your daughter to understand the subject specification. She will find all the topics that she will need to revise for her GCSE exam.
3. Although your daughter isn't allowed to bring home her controlled assessment folder she can bring home her draft version. Look at it and give your personal opinion.
4. Ask her why? Most design work requires a why or an explanation. If you ask it will make her think more.
5. Make sure that she spends adequate time and effort on home study.
6. Encourage your daughter to start revision early and attend extra study support sessions.
7. Useful websites

<http://www.aqa.org.uk/subjects/design&technology/gcse>

<http://www.technologystudent.com/>

<https://www.bbc.com/education/subjects/zvg4d2p>

